



Charles Simmonds Park Renewal Project

Needs Assessment Survey: Executive Summary

Survey Overview

The Charles Simmonds Park Renewal Project (CSPRP) committee launched and completed a Needs Assessment Survey to determine the park-related needs and desires of the local community. The findings of the survey will help drive the design of the renewal of the park and playground.

The community surveyed included local residents in McKernan and Belgravia, and surrounding communities (Windsor Park, Park Allen). The survey's primary audience was for local residents and users of the park including families, neighbors and community groups. The survey was promoted at Charles Simmonds Park in person and signage, in community newsletters including the McKernan Messenger and The Belgravian in February-April 2021, McKernan and Belgravia Community Leagues email, Facebook and websites. The survey was also promoted at community day cares, pre-schools, elementary-junior schools, local businesses and church groups. The survey was made available online via Survey Monkey, with printed copies in newsletters and delivered to local residents. Total Survey responses was 161.

The Needs Assessment Survey results showed that the quality of the Charles Simmonds Park that is valued the most by the community is that it is a quiet open green space and allows multiple types of activities by local residents.

Over 30% of respondents used the park daily and 30% weekly, all year round. Of the respondents, 60% supported upgrades and/or additions to the park and 21% supported upgrades.

Upgrades to the playground were considered the most important whilst preserving the open green space for free play, picnics and social gatherings.

Detailed results of the survey are provided in this report.

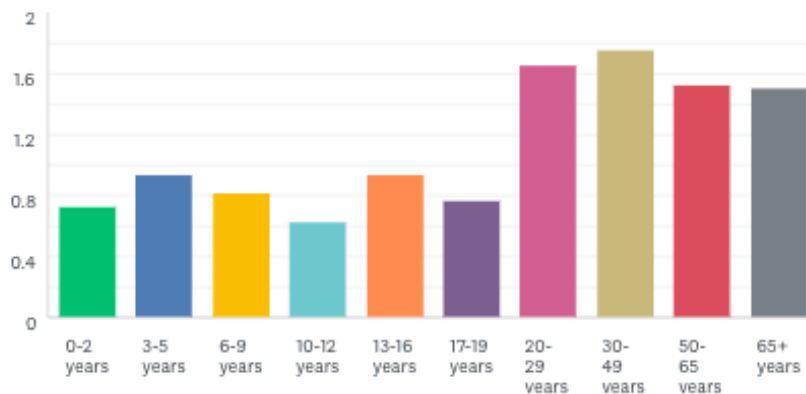
Survey Responses

- **Community of Residence of Respondents.**

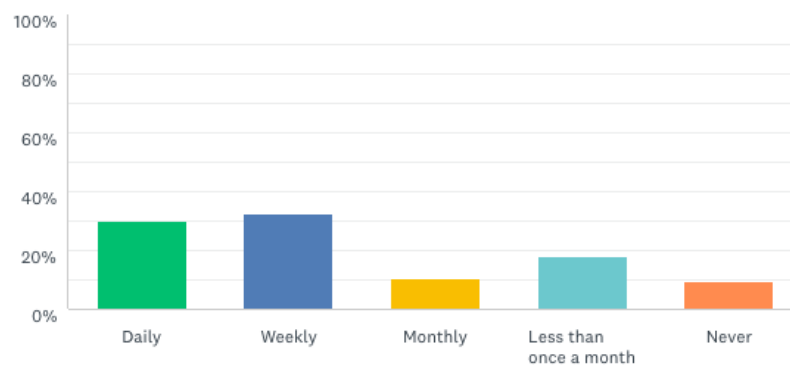
- 30% of respondents reside in McKernan and 65% reside in Belgravia

- **Household age and distribution of Respondents.**

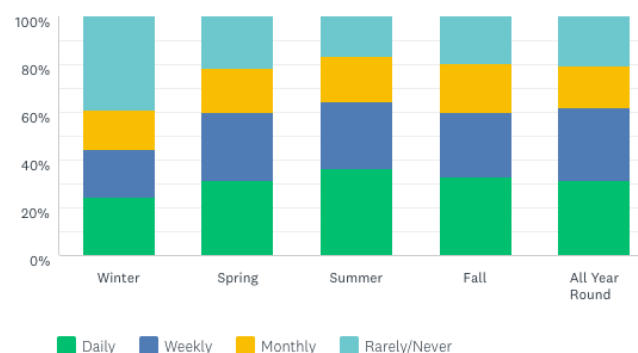
- The survey had respondents from households including all ages reflecting the community and neighborhood.



- **Frequency of use of the park.** 64% of respondents use the park daily (32%) to weekly (32%).

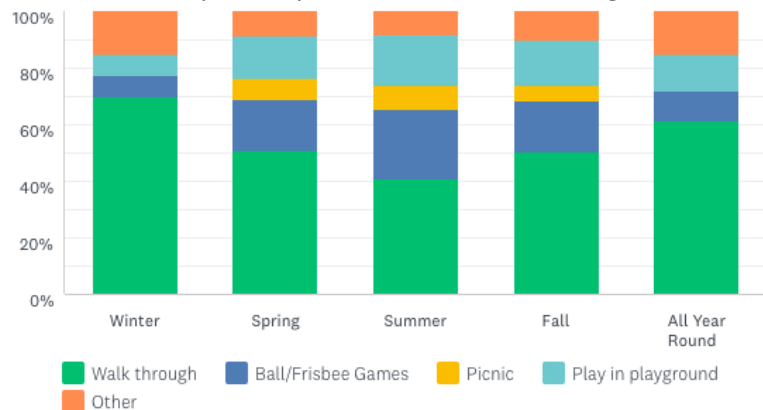


- **Seasonal Usage.** 32% of respondents use the park all year round and 30% use the park weekly all year round. In the spring-summer months, 68% of respondents use the park daily and 62% weekly. In the winter months 40% of respondents rarely use the park.



▪ **Seasonal Activity**

- 10% of respondents use the park for winter games (ball/frisbee) and 15% use the playground all year round.
- In the spring-summer-fall months, 50% use it for ball/frisbee games, picnics and playing in the playground.
- 60% of respondents use the park all year round as a walkthrough.



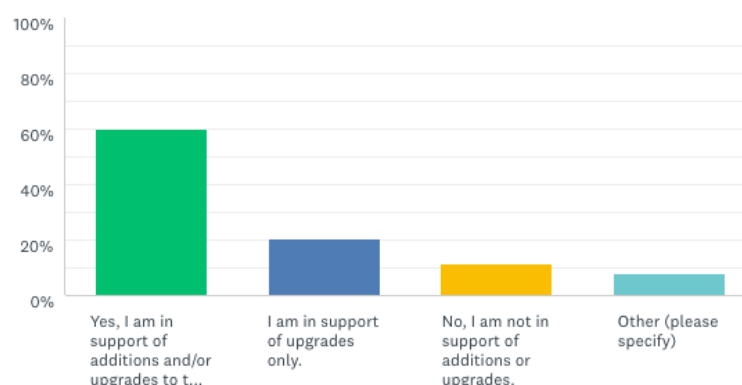
- Other uses of the park included cross country skiing, walking dogs, reading on a blanket, star gazing, working out, playing in the trees, flying kites, neighborhood gatherings, enjoying watching children and young adults play in the park.

▪ **Qualities of park liked and valued most.**

▪ Open natural green space (78%) and mature trees (14%)
▪ Large open space for children to run free, play ball games and other activities (35%)
▪ Playground (7%) and is away from busy road
▪ Convenient for local users (16%), shortcut through neighborhood Quiet (12%)
▪ Quiet (12%), tranquil, not too busy
▪ Dog walking (6%)

enjoy Proximity home Children take dogs dogs allows safe use good
 Open green space wide open spaces park feel walk community
 space big green space games
 open space open area trees love play close quiet
 greenspace large small kids groups playground Natural nice running around
 activities area

- **Support for additions (new amenities) and upgrades (improvement of existing amenities).**
 - 60% of respondents are in support of additions and/or upgrades to the park.
 - 21% of respondents are supportive of upgrades only to existing amenities.
 - 11% do not support additions or upgrades.



Other comments: upgrade playground only, preserve open green space, do not make a destination park, upgrades that do not increase traffic.

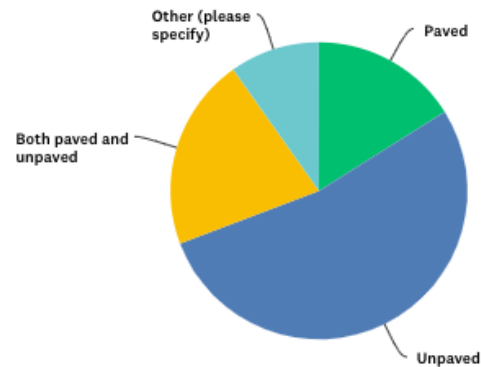
- **Types of upgrades or features of park that are important.**
 - The most important feature was the open green space and then upgrades to the playground, picnic and benches.

Rank	Upgrade or Feature	Most Important (%rank)
1	Open green space	69%
2	Playground Pre-school	32%
3	Playground School-age	30%
4	Picnic tables	27%
5	Benches	27%
6	Walking path	24%
7	Shelter/shade structure	21%
8	Off-leash dog area	21%
9	Berry-fruit trees	20%
10	Additional tree-shrubs	18%
11	Community Garden	17%
12	Bike racks	11%
13	Playground: Adult fitness	11%
14	Spray park feature	10%

- Other upgrades and features that were most important included bike loop/pump track (8%), toboggan hill (8%), skateboarding area (3%).
- Other suggestions included Wi-Fi hot-spot, low-key lighting, rope climbing structure, water source, amphitheatre, tables with embedded board games, youth activities, bollards to stop driving-parking in park, BBQ area/fire pits, toilet block, extra garbage bins, a walk path around the outside of park, native Alberta plants and re-sodding.
- Other comments: keep bikes out of park, improve playground only, consider off leash area for one hour per day.

- **Paved or Unpaved paths**

- 53% of respondents would like unpaved paths
- Other comments supporting paths:
 - retain a NE to SW trail
 - put path around the outside perimeter of park to allow free play in park
- Other comments against paths
 - no paths as park is walkable most of the year and leaves it open for multi-use free play



- **Playground Upgrades that are most important**

Rank	Activity/Upgrade	Most Important
1	Swinging	44%
2	Nature play	43%
3	Climbing	34%
4	Sliding	34%
5	Adventure play	32%
6	Hanging and Reaching	30%
7	Building	15%
8	Gliding	14%
9	Water play	14%
10	Interactive play	12%

- Other suggestions for playground/park upgrades:
 - upgrade playground with a naturescape, tree house, boulders
 - bike loop/pump track
 - merry go round, may pole
 - adult exercise equipment
 - beach volleyball
 - frezbee golf
 - pickle ball court
 - off-leash dog area
 - climbing rope
- Other supportive comments:
 - upgrade playground
- Other against comments:
 - no large destination park as will bring more traffic
 - already sufficient playgrounds in McKernan-Belgravia-Park Allan

- **Park or playground special features.**

- 9% respondents require mobility access to park
- No other requirement for visual or sound features
- Other comment; provide accessible features for all

- **Community playground or parks with special features that are enjoyed in Edmonton.**

- McKernan: spray park, skateboard park, monkey bars, swings, shelter
- Belgravia: trees, climbing, trees
- Laurier Heights: slide, spray park
- Park Allan: spray park and bike-loop/pump track, rocks to climb, shade, benches
- Lendrum: spray park and bike-loop/pump track, rocks to climb, shade, benches
- Hawrelak: open space, nature and BBQ, climbing and building

- Bonnie Doon: multiple areas, nature play
- Rio terrace: new and interactive
- Argyll Park/Paul Kane/Peace Garden Park/Royal Gardens
- Grovesner: small skating area

- **Comments about Charles Simmonds Park and Potential Upgrades**
 - General themes of comments included (% of total comments);
 - Support and suggestions for the renewal and upgrades
 1. Preserve open green space (40%)
 2. Family and community friendly upgrades (playground, picnic tables, benches, shelter)(10%)
 3. Keep upgrades simple, minimize to not detract from open green space (6%)
 4. Nature theme for playground (boulders, terrain, climbing structure) and upgrade for use by preschool and elementary aged children (4%)
 5. Adult fitness (4%)
 6. Keep it quiet and private (3%)
 7. Dog friendly/dog area/dog hour per day (9%)

 - Concerns for the renewal and upgrade
 1. Don't duplicate other parks in area (8%)
 2. Paved diagonal pathways hinders free ball/frisbee play (8%)
 3. No dogs/off leash area (6%)
 4. Keep it the way it is, minimal development (5%)
 5. Increased traffic and parking (5%)
 6. City Maintenance of park (4%)
 7. Prevent closed in restrictive areas (3%)
 8. Allowing cycling in park and safety for children with alleyways (2%)